



Electrolux
PROFESSIONAL

Premium Preparation 1000 mm Work Table

ITEM # _____

MODEL # _____

NAME # _____

SIS # _____

AIA # _____



133048 (TG1000EN)

Work Table, 1000mm

Short Form Specification

Item No. _____

The 50mm high worktop in 304 AISI stainless steel, 1,5mm in thickness, is sound-deadened and has anti-drip edges and welded corners. The 16mm thick undertop is made of a sound deadening, fire extinguishing, waterproof composite material.

Round section legs and feet in 304 AISI stainless steel, 50mm in diameter. Height-adjustable feet (+0-50mm).

Main Features

- The table can be ordered with the drawer of 400 mm or 600 mm (optional accessory): thanks to the design of the drawer, additional drawers can be added to the first single drawer to create chest of 2, 3 or 4 drawers based on customer's needs.
- Sturdiness, stability and reliability of table accurately tested.

Construction

- Worktop with 50 mm high profile, in s/s Scotch Brite finishing, 15/10 in thickness with anti-drip edges and welded corners.
- Round section legs with feet in 304 AISI stainless steel, 50 mm in diameter, adjustable in height by +0/-40 mm.
- Delivered in knock-down package.
- Wide range of taps are available to suit every need.
- 100 mm upstand with 10 mm radiused corner and 13 mm deep, designed to be used against a wall.

Optional Accessories

- Single drawer GN 1/1, 400mm PNC 855280 ☐
- Single drawer, 600mm PNC 855281 ☐
- Lower shelf for 1000mm for PNC 855287 ☐
units
- Set of 4 wheels (2 with brake) PNC 855288 ☐
d. 100mm
- 3-sided underframe for PNC 855289 ☐
1000mm tables
- Additional drawer, 600mm (to PNC 855295 ☐
set up a chest of 2, 3, 4
drawers)
- Additional drawer GN 1/1, PNC 855298 ☐
400mm (to set up a chest of 2,
3, 4 drawers)

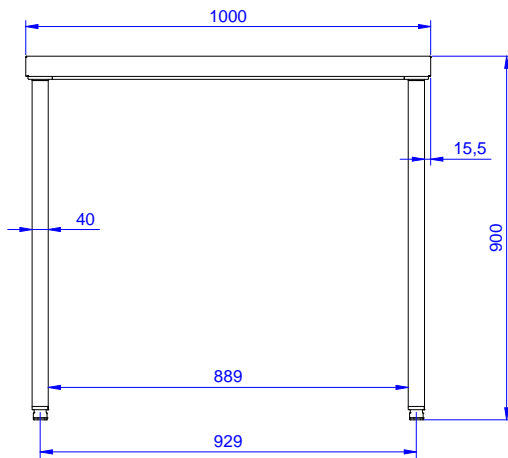
APPROVAL: _____



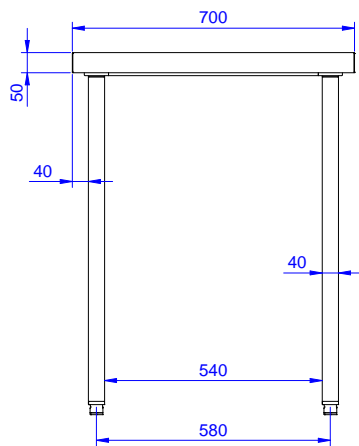
Experience the Excellence
www.electroluxprofessional.com




Front



Side



Top



Key Information:

Drawer combinations - No.
400 mm drawers

133048 (TG1000EN) 2

Drawer combinations -
No.600 mm drawers

1

External dimensions,
Width:

1000 mm

External dimensions,
Depth:

700 mm

External dimensions,
Height:

900 mm

Worktop thickness:

50 mm

Net weight:

35 kg